



## W168 A-CLASS '97-'04

**TH-220HE R/L** (VM-001EH)

ELECTRIC, HEATED, W/GRAINED COVER & BASE,  
W/ASPHERICAL GLASS BASE



## W168 A-CLASS '97-'04

**TH-220HET R/L** (VM-001EHT)

ELECTRIC, HEATED, W/OUT COVER, W/GRAINED BASE,  
W/ ASPHERICAL GLASS BASE



## W168 A-CLASS '97-'04

**TH-220HB R/L** (VM-001EB)

ELECTRIC, HEATED, W/POWER FOLDABLE, W/GRAINED COVER & BASE,  
W/ASPHERICAL GLASS BASE



## W168 A-CLASS '97-'04

**TH-220HBT R/L** (VM-001EBT)

ELECTRIC, HEATED, W/POWER FOLDABLE, W/OUT COVER,  
W/GRAINED BASE, W/ASPHERICAL GLASS BASE



## W168 A-CLASS / SLK-R170 / CLK-C208 '97-'04

**TH-220AG R/L** (VM-001AG)

MIRROR ASPHERICAL GLASS BASE, W/OUT HEATED

**TH-220AGH R/L** (VM-001AGH)

MIRROR ASPHERICAL GLASS BASE, WITH HEATED



## W168 A-CLASS / SLK-R170 / CLK-C208 '97-'04

**TH-220HSB R/L** (VM-001C)

MIRROR BLACK GRAINED COVER ONLY



## W168 A-CLASS '97-'04

**TH-220EP R/L** (VM-006EH)

ELECTRIC, HEATED, PRIMED COVER & BASE,  
W/ASPHERICAL GLASS BASE



## W168 A-CLASS '97-'04

**TH-220EPT R/L** (VM-006EHT)

ELECTRIC, HEATED, W/OUT COVER, W/PRIMED BASE,  
W/ASPHERICAL GLASS BASE



## W168 A-CLASS '97-'04

**TH-220BP R/L** (VM-006EB)

ELECTRIC, HEATED, W/POWER FOLDABLE, W/PRIMED COVER & BASE,  
W/ASPHERICAL GLASS BASE



## W168 A-CLASS '97-'04

**TH-220BPT R/L** (VM-006EBT)

ELECTRIC, HEATED, W/POWER FOLDABLE, W/OUT COVER,  
W/PRIMED BASE, W/ASPHERICAL GLASS BASE



## W168 A-CLASS / SLK-R170 / CLK-C208 '97-'04

**TH-220HSP R/L** (VM-006C)

MIRROR PRIMED COVER ONLY (GRAY COVER)



## W168 A-CLASS '97-'04

**TH-220BSP R/L**

MIRROR PRIMED BASE ONLY (GRAY BASE)



## W169 A-CLASS '04-'07 / W245 B-CLASS '05-'07

**TH-169EB R/L** (VM-069EB)

ELECTRIC, HEATED, W/POWER FOLDABLE, **W/LED LAMP**,  
W/PRIMED COVER, W/ASPHERICAL GLASS BASE

**TH-169HE R/L** (VM-069EH)

ELECTRIC, HEATED, **W/LED LAMP**,  
W/GRAINED COVER, W/ASPHERICAL GLASS BASE



## W169 A-CLASS '04-'07 / W245 B-CLASS '05-'07

**TH-169EBT R/L** (VM-069EBT)

ELECTRIC, HEATED, W/POWER FOLDABLE, W/OUT COVER & LED LAMP,  
W/ASPHERICAL GLASS BASE

**TH-169HET R/L** (VM-069ET)

ELECTRIC, HEATED, W/OUT COVER & LED LAMP,  
W/ ASPHERICAL GLASS BASE



## W169 A-CLASS '04-'07 / W245 B-CLASS '05-'07

**TH-169HSB R/L** (VM-069CB)

MIRROR GRAINED COVER ONLY (BLACK COVER)

**TH-169HSP R/L** (VM-069CP)

MIRROR PRIMED COVER ONLY (BLACK COVER)



## W169 A-CLASS '04-'07 / W245 B-CLASS '05-'07

**TH-169AG R/L** (VM-069AG)

MIRROR ASPHERICAL GLASS BASE, W/OUT HEATED

**TH-169AGH R/L** (VM-069AGH)

MIRROR ASPHERICAL GLASS BASE, WITH HEATED



## W169 A-CLASS '04-'07 / W245 B-CLASS '05-'07

**TH-169M R/L** (VM-069W)

MIRROR LED LAMP ONLY




**W169 A-CLASS '08-'11 / W245 B-CLASS '08-'11**

**TH-170HE** (VM-170EHPA)

ELECTRIC, HEATED, W/COVER, W/LED LAMP, W/ASPHERICAL GLASS, MIRROR ASSEMBLY

**TH-170HB** (VM-170EBA)

ELECTRIC, HEATED, POWER FOLDABLE, W/COVER, W/LED LAMP, W/ASPHERICAL GLASS, MIRROR ASSEMBLY



**W169 A-CLASS '08-'11 / W245 B-CLASS '08-'11**

**TH-170HET** (VM-170ET)

ELECTRIC, HEATED, W/LAMP WIRE, W/ASPHERICAL GLASS, W/OUT COVER, W/OUT LAMP

**TH-170HBT** (VM-170EBT)

ELECTRIC, HEATED, POWER FOLDABLE, W/LAMP WIRE, W/ASPHERICAL GLASS, W/OUT COVER, W/OUT LAMP



**W169 A-CLASS '08-'11 / W245 B-CLASS '08-'11**

**TH-170HS** (VM-170CP-A)

MIRROR PRIMED COVER ONLY, UPPER



**W169 A-CLASS '08-'11 / W245 B-CLASS '08-'11**

**TH-170CS** (VM-170CP-B))

MIRROR TEXTURED COVER ONLY, LOWER



**W169 A-CLASS '08-'11 / W245 B-CLASS '08-'11**

**TH-170AG** (VM-170AG)

MIRROR ASPHERICAL GLASS BASE, W/OUT HEATED

**TH-170AGH** (VM-170AGH)

MIRROR ASPHERICAL GLASS BASE, WITH HEATED



**W169 A-CLASS '08-'11 / W245 B-CLASS '08-'11**

**TH-170M** (VM-170W)

MIRROR LED LAMP ONLY



### W176 A-CLASS '12-

**TH-7176ME** (VM-7176EHCT)

ELECTRIC, HEATED, W/MEMORY,  
W/OUT COVER & LAMP, WITH ASPHERICAL GLASS BASE

**TH-7176MEB** (VM-7176EBCT)

ELECTRIC, HEATED, W/POWER FOLDABLE, W/MEMORY  
W/OUT COVER & LAMP, WITH ASPHERICAL GLASS BASE

**TH-7176MEBF** (VM-7176NEBCT)

ELECTRIC, HEATED, W/POWER FOLDABLE, W/MEMORY, **WITH FOOT LAMP BULB**  
W/OUT COVER & LAMP, WITH ASPHERICAL GLASS BASE



### W176 A-CLASS '12-

**TH-7176HS** (VM-7176CP)

MIRROR PRIMED COVER ONLY, W/OUT LAMP



### W176 A-CLASS '12-

**TH-7176CS** (VM-7176CS)

MIRROR BODY TEXTURED UNDER COVER ONLY, W/OUT FOOT LAMP



### W176 A-CLASS '12-

**TH-7176CS-00** (VM-7176CS-B)

MIRROR BODY TEXTURED UNDER COVER, **WITH FOOT LAMP**



### W176 A-CLASS '12-

**TH-7176M** (VM-7176W)

MIRROR LED LAMP ONLY



### W176 A-CLASS '12-

**TH-7176AG** (VM-7176AG)

MIRROR ASPHERICAL GLASS BASE, W/OUT HEATED

**TH-7176AGH** (VM-7176AGH)

MIRROR ASPHERICAL GLASS BASE, WITH HEATED



## W246 B-CLASS '11-

**TH-7246ME** (VM-7246EHCT)

ELECTRIC, HEATED, W/MEMORY,  
W/OUT COVER & LAMP, WITH ASPHERICAL GLASS BASE

**TH-7246MEB** (VM-7246EBCT)

ELECTRIC, HEATED, W/POWER FOLDABLE, W/MEMORY,  
W/OUT COVER & LAMP, WITH ASPHERICAL GLASS BASE

**TH-7246MEBF** (VM-7246NEBCT)

ELECTRIC, HEATED, W/POWER FOLDABLE, W/MEMORY, **WITH FOOT LAMP BULB**  
W/OUT COVER & LAMP, WITH ASPHERICAL GLASS BASE



## W246 B-CLASS '11-

**TH-7246HS** (VM-7246C)

MIRROR PRIMED COVER ONLY, W/OUT LAMP



## W246 B-CLASS '11-

**TH-7246CS** (VM-7246CS)

MIRROR BODY PRIMED UNDER COVER ONLY, W/OUT FOOT LAMP



## W246 B-CLASS '11-

**TH-7246CS-00** (VM-7246CS-B)

MIRROR BODY PRIMED UNDER COVER, **WITH FOOT LAMP**



## W246 B-CLASS '11-

**TH-7246M** (VM-7246W)

MIRROR LED LAMP ONLY



## W246 B-CLASS '11-

**TH-7246AG** (VM-7246AG)

MIRROR ASPHERICAL GLASS BASE, W/OUT HEATED

**TH-7246AGH** (VM-7246AGH)

MIRROR ASPHERICAL GLASS BASE, WITH HEATED



## W202 C-CLASS '93-'00

**TH-202 R/L** (VM-037)

ELECTRIC, HEATED, #5-PIN  
W/PRIMED COVER, W/BLEU GLASS BASE



## W202 C-CLASS '93-'00

**TH-202T R/L** (VM-037T)


ELECTRIC, HEATED, #5-PIN  
W/OUT COVER, W/BLEU GLASS BASE



## W202 C-CLASS '95-'00

**TH-210B R/L** (VM-037B)

ELECTRIC, HEATED, W/POWER FOLDABLE, #7-PIN  
W/PRIMED COVER, W/ASPHERICAL BLEU GLASS BASE



## W202 C-CLASS '95-'00

**TH-210BT R/L** (VM-037BT)

ELECTRIC, HEATED, W/POWER FOLDABLE, #7-PIN  
W/OUT COVER, W/ASPHERICAL BLEU GLASS BASE



## W202 C-CLASS '95-'00

## W210 E-CLASS '95-'99 / W140 S-CLASS '95-'98

**TH-210C R/L** (VM-040)

ELECTRIC, HEATED, #5-PIN  
W/PRIMED COVER, W/BLEU GLASS BASE



## W202 C-CLASS '95-'00

## W210 E-CLASS '95-'99 / W140 S-CLASS '95-'98


**TH-210CT R/L** (VM-040T)

ELECTRIC, HEATED, #5-PIN  
W/OUT COVER, W/BLEU GLASS BASE



**W202 C-CLASS '95-'00**  
**W210 E-CLASS '95-'99 / W140 S-CLASS '95-'98**

**TH-320A R/L** (VM-035)  
 ELECTRIC, HEATED, W/POWER FOLDABLE, #7-PIN  
 W/PRIMED COVER, W/ASPHERICAL BLUE GLASS BASE



**W202 C-CLASS '95-'00**  
**W210 E-CLASS '95-'99 / W140 S-CLASS '95-'98**

**TH-320 R/L** (VM-035T)  
 ELECTRIC, HEATED, W/POWER FOLDABLE, #7-PIN  
 W/OUT COVER, W/ASPHERICAL BLUE GLASS BASE



**W210 E-CLASS '95-'99 / W140 S-CLASS '95-'98**

**TH-320N R/L** (VM-034)  
 ELECTRIC, HEATED, W/POWER FOLDABLE, MEMORY, #11-PIN  
 W/PRIMED COVER, W/ASPHERICAL BLUE GLASS BASE




**W210 E-CLASS '95-'99 / W140 S-CLASS '95-'98**

**TH-320NT R/L** (VM-034T)  
 ELECTRIC, HEATED, W/POWER FOLDABLE, W/MEMORY, #11-PIN  
 W/OUT COVER, W/ASPHERICAL BLUE GLASS BASE



**W210 E-CLASS '95-'99 / W140 S-CLASS '95-'98**

**TH-320B R/L** (VM-034B)  
 ELECTRIC, HEATED, W/MEMORY, #9-PIN  
 W/PRIMED COVER, W/ASPHERICAL BLUE GLASS BASE



**W210 E-CLASS '95-'99 / W140 S-CLASS '95-'98**

**TH-320BT R/L** (VM-034BT)  
 ELECTRIC, HEATED, W/MEMORY, #9-PIN  
 W/OUT COVER, W/ASPHERICAL BLUE GLASS BASE






## W202 C-CLASS '93-'00

**TH-202HS R/L** (VM-037C)  
MIRROR PRIMED COVER ONLY (GRAY COVER)




## W202 C-CLASS '95-'00 W210 E-CLASS '95-'99 / W140 S-CLASS '95-'98

**TH-210HS R/L** (VM-040C)  
MIRROR PRIMED COVER ONLY (GRAY COVER)



## W202 C-CLASS '93-'00 W210 E-CLASS '95-'99 / W140 S-CLASS '95-'98

**TH-210G R/L** (VM-037G)  
MIRROR BLUE GLASS BASE, W/OUT HEATED  
**TH-210GH R/L** (VM-037GH)  
MIRROR BLUE GLASS BASE, WITH HEATED



## W202 C-CLASS '93-'00 W210 E-CLASS '95-'99 / W140 S-CLASS '95-'98

**TH-222EG R/L** (VM-037AG)  
MIRROR ASPHERICAL BLUE GLASS BASE, W/OUT HEATED  
**TH-222EGH R/L** (VM-037AGH)  
MIRROR ASPHERICAL BLUE GLASS BASE, WITH HEATED




## W140 S-CLASS '91-'95

**TH-1400G R/L** (VM-1400G)  
MIRROR BLUE GLASS BASE, W/OUT HEATED  
**TH-1400GH R/L** (VM-1400GH)  
MIRROR BLUE GLASS BASE, WITH HEATED



## W204 C-CLASS / W212 E-CLASS / W221 S-CLASS '10-


**TH-312AG** (VM-234AG)  
MIRROR ASPHERICAL GLASS BASE, W/OUT HEATED  
**TH-312AGH** (VM-234AGH)  
MIRROR ASPHERICAL GLASS BASE, WITH HEATED



## W203 C-CLASS '00-'04

**TH-230-0176 R/L** (VM-230-0176)


ELECTRIC, HEATED, W/LAMP CABLE, #7-PIN  
W/OUT COVER, W/ASPHERICAL GLASS BASE, (BASE CONNECTOR)



## W203 C-CLASS '00-'04

**TH-230-2576 R/L** (VM-230-2576)

ELECTRIC, HEATED, W/POWER FOLDABLE, W/LAMP CABLE, #9-PIN  
W/OUT COVER, W/ASPHERICAL GLASS BASE, (BASE CONNECTOR)



## W203 C-CLASS '00-'04

**TH-230-0276 R/L** (VM-230-0276)

ELECTRIC, HEATED, W/MEMORY, W/LAMP CABLE, #11-PIN  
W/OUT COVER, W/ASPHERICAL GLASS BASE, (BASE CONNECTOR)



## W203 C-CLASS '00-'04

**TH-230-3176 R/L** (VM-230-3176)


ELECTRIC, HEATED, W/POWER FOLDABLE, W/MEMORY, W/LAMP CABLE,  
W/OUT COVER, W/ASPHERICAL GLASS BASE, #13-PIN, (BASE CONNECTOR)



## W203 C-CLASS '00-'04

**TH-230-4576 R/L** (VM-230-4576)


ELECTRIC, HEATED, W/LAMP CABLE, #7-PIN  
W/OUT COVER, W/ASPHERICAL GLASS BASE, (WIRE CONNECTOR)



## W203 C-CLASS '00-'04

**TH-230-6876 R/L** (VM-230-6876)


ELECTRIC, HEATED, W/POWER FOLDABLE, W/LAMP CABLE, #9-PIN  
W/OUT COVER, W/ASPHERICAL GLASS BASE, (WIRE CONNECTOR)



## W203 C-CLASS '00-'04

**TH-230-6676 R/L** (VM-230-6676)

ELECTRIC, HEATED, W/MEMORY, W/LAMP CABLE, #11-PIN  
W/OUT COVER, W/ASPHERICAL GLASS BASE, (WIRE CONNECTOR)



## W203 C-CLASS '00-'04

**TH-230-7176 R/L** (VM-230-7176)


ELECTRIC, HEATED, W/POWER FOLDABLE, W/MEMORY, W/LAMP CABLE,  
W/OUT COVER, W/ASPHERICAL GLASS BASE, #13-PIN, (WIRE CONNECTOR)



## W203 C-CLASS '00-'04

**TH-230HS R/L** (VM-230HS)

MIRROR PRIMED COVER, W/BULB LAMP (BLACK COVER)




## W203 C-CLASS '00-'04

**TH-230AG R/L** (VM-230AG)

MIRROR ASPHERICAL GLASS BASE, W/OUT HEATED

**TH-230AGH R/L** (VM-230AGH)

MIRROR ASPHERICAL GLASS BASE, WITH HEATED



## W203 C-CLASS '04-'07 facelift

**TH-230-212 R/L** (VM-212EB)

ELECTRIC, HEATED, W/POWER FOLDABLE, W/MEMORY, W/LAMP CABLE,  
W/OUT COVER, W/ASPHERICAL GLASS BASE, #13-PIN



## W203 C-CLASS '04-'07 facelift

**TH-212HS R/L** (VM-212HS)

MIRROR PRIMED COVER, W/LED LAMP (BLACK COVER)



## W203 C-CLASS '00-'04

**TH-213HS R/L** (VM-213HS)

MIRROR PRIMED COVER, W/LED LAMP (BLACK COVER)


**UPGRADE FOR W-203 '00-'04 (NEW DESIGN)**



## W203 C-CLASS '04-'07 facelift

**TH-214HS R/L** (VM-214HS)

MIRROR PRIMED COVER, W/LED LAMP (BLACK COVER)



## W204 C-CLASS '07-'10

**TH-204HET R/L** (VM-218EHT)

ELECTRIC, HEATED, W/LAMP CABLE, #7-PIN

W/OUT COVER, W/BASE UNDER COVER, W/ASPHERICAL GLASS BASE

**TH-204EBT R/L** (VM-218EBT)

ELECTRIC, HEATED, W/POWER FOLDABLE, W/LAMP CABLE, #9-PIN

W/OUT COVER, W/BASE UNDER COVER, W/ASPHERICAL GLASS BASE

**TH-204MET R/L** (VM-218ECT)

ELECTRIC, HEATED, W/MEMORY, W/LAMP CABLE, #11-PIN

W/OUT COVER, W/BASE UNDER COVER, W/ASPHERICAL GLASS BASE

**TH-204MBT R/L** (VM-218EBCT)

ELECTRIC, HEATED, W/POWER FOLDABLE, W/MEMORY, W/LAMP CABLE, #13-PIN

W/OUT COVER, W/BASE UNDER COVER, W/ASPHERICAL GLASS BASE



## W204 C-CLASS '07-'10

**TH-204AG R/L** (VM-218AG)

MIRROR ASPHERICAL GLASS BASE, W/OUT HEATED

**TH-204AGH R/L** (VM-218AGH)

MIRROR ASPHERICAL GLASS BASE, WITH HEATED



## W204 C-CLASS '07-'10

**TH-204M R/L** (VM-218W)

MIRROR LED LAMP ONLY



## R171 SLK-CLASS, ROADSTER '03-'08

**TH-171AG R/L** (VM-057AG)

MIRROR ASPHERICAL GLASS BASE, W/OUT HEATED

**TH-171AGH R/L** (VM-057AGH)

MIRROR ASPHERICAL GLASS BASE, WITH HEATED



## W204 C-CLASS '10-

**TH-7204ME** (VM-234ECT)

ELECTRIC, HEATED, W/MEMORY,  
W/OUT COVER & LAMP, WITH ASPHERICAL GLASS BASE

**TH-7204MEB** (VM-234EBCT)

ELECTRIC, HEATED, W/POWER FOLDABLE, W/MEMORY,  
W/OUT COVER & LAMP, WITH ASPHERICAL GLASS BASE

**TH-7204MEBF** (VM-234NEBCT)

ELECTRIC, HEATED, W/POWER FOLDABLE, W/MEMORY, **WITH FOOT LAMP BULB**  
W/OUT COVER & LAMP, WITH ASPHERICAL GLASS BASE



## W204 C-CLASS '10-

**TH-7204HS** (VM-234CP)

MIRROR PRIMED COVER ONLY, W/OUT LAMP



## W204 C-CLASS '10-

**TH-7204CS** (VM-234CS)

MIRROR BODY TEXTURED UNDER COVER ONLY, W/OUT FOOT LAMP



## W204 C-CLASS '10-

**TH-7204CS-00** (VM-234CS-B)

MIRROR BODY TEXTURED UNDER COVER, **WITH FOOT LAMP**



## W204 C-CLASS '10-

**TH-7204M** (VM-234W)

MIRROR LED LAMP ONLY




## W204 C-CLASS '10-

**TH-7204AG** (VM-234AG)

MIRROR ASPHERICAL GLASS BASE, W/OUT HEATED

**TH-7204AGH** (VM-234AGH)

MIRROR ASPHERICAL GLASS BASE, WITH HEATED



W201 '83-'92 / W124 '85-'96 (LHD ONLY)

**TH-124L** (VM-036L)


LEVER TYPE LH



W201 '83-'92 / W124 '85-'96 (LHD ONLY)

**TH-124HL** (VM-036HL)

LEVER TYPE, WITH HEATED LH



W201 '83-'92 / W124 '85-'96 (LHD ONLY)

**TH-124HEL** (VM-036HEL)

ELECTRIC, HEATED LH



W201 '83-'92 / W124 '85-'96 (LHD ONLY)

**TH-124R** (VM-036R)

LEVER TYPE RH



W201 '83-'92 / W124 '85-'96 (LHD ONLY)

**TH-124ER** (VM-036ER)

ELECTRIC TYPE RH

**TH-124HER** (VM-036EHR)

ELECTRIC, HEATED RH




W201 '83-'92 / W124 '85-'96 (LHD ONLY)

**TH-124GL** (VM-036GL)

MIRROR BLUE GLASS BASE, W/OUT HEATED, FOR LEVER TYPE ONLY LH

**TH-124GHL** (VM-036GHL)

MIRROR BLUE GLASS BASE, WITH HEATED, FOR LEVER TYPE ONLY LH




W201 '83-'92 / W124 '85-'96 (LHD ONLY)

**TH-124G R** (VM-036GR)

MIRROR BLUE GLASS BASE, W/OUT HEATED RH

**TH-124GH R** (VM-036GHR)

MIRROR BLUE GLASS BASE, WITH HEATED RH



W201 '83-'92 / W124 '85-'96 (ONLY RHD)

**TH-125 R** (VM-031R)


LEVER TYPE RH



W201 '83-'92 / W124 '85-'96 (ONLY RHD)

**TH-125H R** (VM-031HR)

LEVER TYPE, WITH HEATED RH



W201 '83-'92 / W124 '85-'96 (ONLY RHD)

**TH-125HE R** (VM-031EHR)


ELECTRIC, HEATED RH



W201 '83-'92 / W124 '85-'96 (ONLY RHD)

**TH-125HE L** (VM-031EHL)

ELECTRIC, HEATED LH



W124 '85-'96 / W126 '80-'90

**TH-1224**

INTERIOR MIRROR



## W210 E-CLASS '99-'02 facelift

**TH-240HE R/L** (VM-282EH)

ELECTRIC, HEATED, W/LAMP CABLE, #7-PIN  
W/OUT COVER, W/ASPHERICAL GLASS BASE



## W210 E-CLASS '99-'02 facelift

**TH-260EB R/L** (VM-281)

ELECTRIC, HEATED, W/POWER FOLDABLE, W/LAMP CABLE, #9-PIN  
W/OUT COVER, W/ASPHERICAL GLASS BASE



## W210 E-CLASS '99-'02 facelift

**TH-280HE R/L** (VM-280HE)

ELECTRIC, HEATED, W/MEMORY, W/LAMP CABLE, #11-PIN  
W/OUT COVER, W/ASPHERICAL GLASS BASE



## W210 E-CLASS '99-'02 facelift

**TH-300HB R/L** (VM-300HB)

ELECTRIC, HEATED, W/POWER FOLDABLE, W/MEMORY, W/LAMP CABLE,  
W/OUT COVER, W/ASPHERICAL GLASS BASE, #13-PIN



## W210 E-CLASS '99-'02 facelift

**TH-300HS R/L** (VM-300HS)

MIRROR PRIMED COVER, W/LED LAMP (BLACK COVER)



## W210 E-CLASS '99-'02 facelift

**TH-300AG R/L**

MIRROR ASPHERICAL GLASS BASE, W/OUT HEATED

**TH-300AGH R/L** (VM-300AGH)

MIRROR ASPHERICAL GLASS BASE, WITH HEATED




## CABLE SET FOR BZ W-202,210,140 03/'93-10/'98 UPGRADE



### TH-240CB (VM-282CB)

WIRE CONNECT SOCKET 7-PIN,  
SUITABLE FOR : W202 '93- / W210 '95- / W140 '95- (5-PIN ONLY)  
FIT THE MIRROR BZ W210 '99-'02 W/ LED LAMP


### TH-240HE 7-PIN



### TH-300CB (VM-300CB)

WIRE CONNECT SOCKET 13-PIN,  
SUITABLE FOR : W202 '93- / W210 '95- / W140 '95-  
(INCLUDING 7-PIN,9-PIN,11-PIN, MODELS)  
FIT THE MIRROR BZ W210 '99-'02 W/ LED LAMP

### TH-260EB 9-PIN, TH-280HE 11-PIN, TH-300HB 13-PIN




## W211 E-CLASS '02-'06

### TH-230-5976 R/L (VM-230-5976)

ELECTRIC, HEATED, W/MEMORY, W/LAMP CABLE, #13-PIN  
W/OUT COVER, W/ASPHERICAL GLASS BASE

### TH-230-4876 R/L (VM-230-4876)

ELECTRIC, HEATED, W/LAMP CABLE, #9-PIN  
W/OUT COVER, W/ASPHERICAL GLASS BASE



## W211 E-CLASS '02-'06

### TH-230-211 R/L (VM-211EB)


ELECTRIC, HEATED, W/POWER FOLDABLE, W/MEMORY, W LAMP CABLE,  
W/OUT COVER, W/ASPHERICAL GLASS BASE, #15-PIN



## W211 E-CLASS '02-'06

### TH-211HS R/L (VM-211HS)

MIRROR PRIMED COVER, W LED LAMP & BULB FOOT LAMP  
(BLACK COVER)



## W211 E-CLASS '02-'06

### TH-211AG R/L

MIRROR ASPHERICAL GLASS BASE, W/OUT HEATED

### TH-211AGH R/L (VM-211AGH)

MIRROR ASPHERICAL GLASS BASE, WITH HEATED



### W211 E-CLASS '06-'09 facelift

**TH-201ME R/L** (VM-219EC)

ELECTRIC, HEATED, W/MEMORY, W/LED LAMP, 11-PIN  
W/BLACK PRIMED COVER & BASE, WITH ASPHERICAL GLASS BASE

**TH-201MEB R/L** (VM-219EBC)

ELECTRIC, HEATED, POWER FOLDABLE, MEMORY, W/ LED LAMP, 13-PIN  
W/BLACK PRIMED COVER & BASE, WITH ASPHERICAL GLASS BASE



### W211 E-CLASS '06-'09 facelift

**TH-201MET R/L** (VM-219ECT)

ELECTRIC, HEATED, W/MEMORY, W/LAMP WIRE, 11-PIN  
W/OUT COVER, W/BLACK PRIMED BASE, WITH ASPHERICAL GLASS BASE

**TH-201MBT R/L** (VM-219EBCT)

ELECTRIC, HEATED, W/POWER FOLDABLE, W/MEMORY, W/LAMP WIRE, 13-PIN  
W/OUT COVER, W/BLACK PRIMED BASE, WITH ASPHERICAL GLASS BASE



### W211 E-CLASS '06-'09 facelift

**TH-201HS R/L** (VM-219HS)

MIRROR PRIMED COVER, W/LED LAMP (BLACK COVER)



### W211 E-CLASS '06-'09 facelift

**TH-201AG R/L** (VM-219AG)

MIRROR ASPHERICAL GLASS BASE, W/OUT HEATED

**TH-201AGH R/L** (VM-219AGH)


MIRROR ASPHERICAL GLASS BASE, WITH HEATED



### W211 E-CLASS '06-'09 facelift

**TH-201M R/L** (VM-219W)

MIRROR LED LAMP ONLY



**A207 E-CLASS CONVERTIBLE '11-  
C207 E-CLASS COUPE '12-**

**TH-7207ME** (VM-7207ECT)  
ELECTRIC, HEATED, W/MEMORY,  
W/OUT COVER & LAMP, WITH ASPHERICAL GLASS BASE

**TH-7207MEB** (VM-7207EBCT)  
ELECTRIC, HEATED, W/POWER FOLDABLE, W/MEMORY,  
W/OUT COVER & LAMP, WITH ASPHERICAL GLASS BASE



**A207 E-CLASS CONVERTIBLE '11-  
C207 E-CLASS COUPE '12-**

**TH-7207HS** (VM-7207CP)  
MIRROR PRIMED COVER ONLY, W/OUT LAMP



**A207 E-CLASS CONVERTIBLE '11-  
C207 E-CLASS COUPE '12-**

**TH-7207CS** (VM-7207CS)  
MIRROR BODY PRIMED UNDER COVER ONLY, W/OUT FOOT LAMP



**A207 E-CLASS CONVERTIBLE '11-  
C207 E-CLASS COUPE '12-**

**TH-7207M** (VM-7207W)  
MIRROR LED LAMP ONLY



**A207 E-CLASS CONVERTIBLE '11-  
C207 E-CLASS COUPE '12-**

**TH-7207AG** (VM-7207AG)  
MIRROR ASPHERICAL GLASS BASE, W/OUT HEATED


**TH-7207AGH** (VM-7207AGH)  
MIRROR ASPHERICAL GLASS BASE, WITH HEATED



# REPLACEMENT FOR

## MIRROR ASSEMBLY ALSO AVAILABLE

# BENZ



### W212 E-CLASS '10-

**TH-7212MEF** (VM-7212NECT)

ELECTRIC, HEATED, W/MEMORY, **WITH FOOT LAMP BULB**  
W/OUT COVER & LAMP, WITH ASPHERICAL GLASS BASE

**TH-7212MEBF** (VM-7212NEBCT)

ELECTRIC, HEATED, W/POWER FOLDABLE, W/MEMORY, **WITH FOOT LAMP BULB**  
W/OUT COVER & LAMP, WITH ASPHERICAL GLASS BASE



### W212 E-CLASS '10-

**TH-7212HS** (VM-7212CP)

MIRROR PRIMED COVER ONLY, W/OUT LAMP



### W212 E-CLASS '10-

**TH-7212CS** (VM-7212CS)

MIRROR BODY PRIMED UNDER COVER, **WITH FOOT LAMP**



### W212 E-CLASS '10-

**TH-7212M** (VM-7212W)

MIRROR LED LAMP ONLY



### W212 E-CLASS '10-

**TH-7212AG** (VM-7212AG)

MIRROR ASPHERICAL GLASS BASE, W/OUT HEATED

**TH-7212AGH** (VM-7212AGH)

MIRROR ASPHERICAL GLASS BASE, WITH HEATED



## W220 S-CLASS '98-'03

**TH-600HB R/L** (VM-600HB)

ELECTRIC, HEATED, W/POWER FOLDABLE, W/MEMORY, W/LAMP CABLE, W/OUT COVER, W/ASPHERICAL GLASS BASE, #13-PIN



## W220 S-CLASS '98-'03

**TH-600HS R/L** (VM-600HS)

MIRROR PRIMED COVER, W/LED LAMP (BLACK COVER)



## W220 S-CLASS '98-'06

**TH-600AG R/L**

MIRROR ASPHERICAL GLASS BASE, W/OUT HEATED

**TH-600AGH R/L** (VM-600AGH)

MIRROR ASPHERICAL GLASS BASE, WITH HEATED



## W220 S-CLASS '03-'06 facelift

**TH-230-215 R/L** (VM-230-215)

ELECTRIC, HEATED, W/POWER FOLDABLE, W/MEMORY, W/LAMP CABLE, W/OUT COVER, W/ASPHERICAL GLASS BASE, #15-PIN

**(ALSO FIT W220 '98-'03 FOR UPGRADE)**



## W220 S-CLASS '03-'06 facelift

**TH-215HS R/L** (VM-215HS)

MIRROR PRIMED COVER, W/LED LAMP & BULB FOOT LAMP (BLACK COVER)



## W221 S-CLASS '05-'09

### TH-221EB R/L (VM-210EB)

ELECTRIC, HEATED, W/POWER FOLDABLE, W/LED LAMP & FOOT LAMP, W/BLACK PRIMED COVER & BASE, W/ASPHERICAL GLASS BASE, #11-PIN

### TH-221MEB R/L (VM-210EBC)

ELECTRIC, HEATED, W/POWER FOLDABLE, W/MEMORY, W/ LED LAMP & FOOT LAMP, #15-PIN  
W/BLACK PRIMED COVER & BASE, W/ASPHERICAL GLASS BASE



## W221 S-CLASS '05-'09

### TH-221EBT R/L (VM-210EBT)

ELECTRIC, HEATED, W/POWER FOLDABLE, W/OUT LAMP, WITH FOOT LAMP, W/OUT COVER, W/PRIMED BASE, W/ASPHERICAL GLASS BASE, #11-PIN

### TH-221MBT R/L (VM-210EBCT)

ELECTRIC, HEATED, W/POWER FOLDABLE, W/MEMORY, W/OUT LAMP, WITH FOOT LAMP, #15-PIN,  
W/OUT COVER, W/PRIMED BASE, W/ASPHERICAL GLASS BASE



## W221 S-CLASS '05-'09

### TH-221HS R/L (VM-210HS)

MIRROR PRIMED COVER W/ LED LAMP & BULB FOOT LAMP (BLACK COVER)



## W221 S-CLASS '05-'09

### TH-221AG R/L (VM-210AG)

MIRROR ASPHERICAL GLASS BASE, W/OUT HEATED

### TH-221AGH R/L (VM-210AGH)

MIRROR ASPHERICAL GLASS BASE, WITH HEATED



## W221 S-CLASS '05-'09

### TH-221M R/L (VM-210W)

MIRROR LED LAMP ONLY



### W221 S-CLASS '10-

**TH-7221MEBF**

(VM-7221NEBCT)

ELECTRIC, HEATED, W/POWER FOLDABLE, W/MEMORY, WITH FOOT LAMP BULB  
W/OUT COVER & LAMP, WITH ASPHERICAL GLASS BASE



### W221 S-CLASS '10-

**TH-7221HS**

(VM-7221CP)

MIRROR PRIMED COVER ONLY, W/OUT LAMP



### W221 S-CLASS '10-

**TH-7221CS**

(VM-7221CS)

MIRROR BODY PRIMED UNDER COVER, WITH FOOT LAMP



### W221 S-CLASS '10-

**TH-7221M**

(VM-7221W)

MIRROR LED LAMP ONLY



### W221 S-CLASS '10-

**TH-7221AG**

(VM-7221AG)

MIRROR ASPHERICAL GLASS BASE, W/OUT HEATED

**TH-7221AGH**

(VM-7221AGH)

MIRROR ASPHERICAL GLASS BASE, WITH HEATED



### W117 CLA-CLASS '13-

**TH-7117MEF** (VM-7117EHCT)

ELECTRIC, HEATED, W/MEMORY, **WITH FOOT LAMP BULB**  
W/OUT COVER & LAMP, WITH ASPHERICAL GLASS BASE

**TH-7117MEBF** (VM-7117EBCT)

ELECTRIC, HEATED, W/POWER FOLDABLE, W/MEMORY, **WITH FOOT LAMP BULB**  
W/OUT COVER & LAMP, WITH ASPHERICAL GLASS BASE

**TH-7117NMBF** (VM-7117NEBCT)

ELECTRIC, HEATED, W/POWER FOLDABLE, W/MEMORY, **WITH FOOT LAMP BULB**  
W/OUT COVER & LAMP, WITH ASPHERICAL GLASS BASE, **W/BLIND SPOT ASSIST**



### W117 CLA-CLASS '13-

**TH-7117HS** (VM-7117CP)

MIRROR PRIMED COVER ONLY, W/OUT LAMP



### W117 CLA-CLASS '13-

**TH-7117CS** (VM-7117CS)

MIRROR BODY TEXTURED UNDER COVER ONLY, W/OUT FOOT LAMP



### W117 CLA-CLASS '13-

**TH-7117CS-00** (VM-7117CS-B)

MIRROR BODY TEXTURED UNDER COVER, **WITH FOOT LAMP**



### W117 CLA-CLASS '13-

**TH-7117M** (VM-7117W)

MIRROR LED LAMP ONLY



### W117 CLA-CLASS '13-

**TH-7117AG** (VM-7117AG)

MIRROR ASPHERICAL GLASS BASE, W/OUT HEATED

**TH-7117AGH** (VM-7117AGH)

MIRROR ASPHERICAL GLASS BASE, WITH HEATED

**TH-7117NAGH** (VM-7117NAGH)

MIRROR ASPHERICAL GLASS BASE, WITH HEATED, **W/BLIND SPOT ASSIST**





## W219 CLS-CLASS '04-'08

### TH-219ME R/L (VM-231EC)

ELECTRIC, HEATED, W/MEMORY, W/LED LAMP & FOOT LAMP, #13-PIN  
W/BLACK PRIMED COVER & BASE, W/ASPHERICAL GLASS BASE

### TH-219MEB R/L (VM-231EBC)

ELECTRIC, HEATED, W/POWER FOLDABLE, W/MEMORY,  
W/LED LAMP & FOOT LAMP, #15-PIN  
W/BLACK PRIMED COVER & BASE, W/ASPHERICAL GLASS BASE



## W219 CLS-CLASS '04-'08

### TH-219MET R/L (VM-231ECT)

ELECTRIC, HEATED, W/MEMORY, W/OUT LAMP, WITH FOOT LAMP, #13-PIN  
W/OUT COVER, W/PRIMED BASE, W/ASPHERICAL GLASS BASE

### TH-219MBT R/L (VM-231EBCT)

ELECTRIC, HEATED, W/POWER FOLDABLE, W/MEMORY,  
W/OUT LAMP, WITH FOOT LAMP, #15-PIN  
W/OUT COVER, W/PRIMED BASE, W/ASPHERICAL GLASS BASE



## W219 CLS-CLASS '04-'08

### TH-219HS R/L (VM-231HS)

MIRROR PRIMED COVER, W/LED LAMP & BULB FOOT LAMP  
(BLACK COVER)



### W218 CLS-CLASS '10-

**TH-7218MEF** (VM-7218EHCT)

ELECTRIC, HEATED, W/MEMORY, **WITH FOOT LAMP BULB**  
W/OUT COVER & LAMP, WITH ASPHERICAL GLASS BASE

**TH-7218MEBF** (VM-7218EBCT)

ELECTRIC, HEATED, W/POWER FOLDABLE, W/MEMORY, **WITH FOOT LAMP BULB**  
W/OUT COVER & LAMP, WITH ASPHERICAL GLASS BASE



### W218 CLS-CLASS '10-

**TH-7218HS** (VM-7218CP)

MIRROR PRIMED COVER ONLY, W/OUT LAMP



### W218 CLS-CLASS '10-

**TH-7218CS** (VM-7218CS)

MIRROR BODY PRIMED UNDER COVER, **WITH FOOT LAMP**



### W218 CLS-CLASS '10-

**TH-7218M** (VM-7218W)

MIRROR LED LAMP ONLY



### W218 CLS-CLASS '10-

**TH-7218AG** (VM-7218AG)

MIRROR ASPHERICAL GLASS BASE, W/OUT HEATED

**TH-7218AGH** (VM-7218AGH)

MIRROR ASPHERICAL GLASS BASE, WITH HEATED



### W218 CLS-CLASS '10-

**TH-7218BS** (VM-7218BS)

MIRROR BLACK PRIMED BRACKET COVER ONLY



### W216 CL-CLASS 2-DOOR (COUPE) '10-

**TH-7216MEBF** (VM-7216NEBCT)

ELECTRIC, HEATED, W/POWER FOLDABLE, W/MEMORY, WITH FOOT LAMP BULB  
W/OUT COVER & LAMP, WITH ASPHERICAL GLASS BASE



### W216 CL-CLASS 2-DOOR (COUPE) '10-

**TH-7216HS** (VM-7216CP)

MIRROR PRIMED COVER ONLY, W/OUT LAMP



### W216 CL-CLASS 2-DOOR (COUPE) '10-

**TH-7216CS** (VM-7216CS)

MIRROR BODY PRIMED UNDER COVER, WITH FOOT LAMP



### W216 CL-CLASS 2-DOOR (COUPE) '10-

**TH-7216M** (VM-7216W)

MIRROR LED LAMP ONLY



### W216 CL-CLASS 2-DOOR (COUPE) '10-

**TH-7216AG** (VM-7216AG)

MIRROR ASPHERICAL GLASS BASE, W/OUT HEATED

**TH-7216AGH** (VM-7216AGH)

MIRROR ASPHERICAL GLASS BASE, WITH HEATED



## W463 G-CLASS '90-

**TH-7463MEH** (VM-7463EHC)

ELECTRIC, HEATED, W/MEMORY, W/OUT LAMP,  
WITH ASPHERICAL GLASS BASE



## W463 G-CLASS '00-

**TH-7463MEF-00** (VM-7463NEHC)

ELECTRIC, HEATED, W/MEMORY, W/LED LAMP & BULB FOOT LAMP  
WITH ASPHERICAL GLASS BASE



## W463 G-CLASS

**TH-7463AG** (VM-7463AG)

MIRROR ASPHERICAL GLASS BASE, W/OUT HEATED

**TH-7463AGH** (VM-7463AGH)


MIRROR ASPHERICAL GLASS BASE, WITH HEATED



## W463 G-CLASS '00-

**TH-7463M** (VM-7463M)

MIRROR LED LAMP & BULB FOOT LAMP ONLY



### W463 G-CLASS G63 G65 '12-

**TH-8463MEBF** (VM-8463EBCT)

ELECTRIC, HEATED, W/POWER FOLDABLE, W/MEMORY,  
W/OUT COVER & LAMP, WITH ASPHERICAL GLASS BASE



### W463 G-CLASS G63 G65 '12-

**TH-8463HS** (VM-8463CP)

MIRROR PRIMED COVER ONLY, W/OUT LAMP



### W463 G-CLASS G63 G65 '12-

**TH-8463CS** (VM-8463CS)

MIRROR BODY TEXTURED UNDER COVER, **WITH LED FOOT LAMP**



### W463 G-CLASS G63 G65 '12-

**TH-8463M** (VM-8463W)

MIRROR LED LAMP ONLY



### W463 G-CLASS G63 G65 '12-

**TH-8463AG** (VM-8463AG)

MIRROR ASPHERICAL GLASS BASE, W/OUT HEATED

**TH-8463AGH** (VM-8463AGH)

MIRROR ASPHERICAL GLASS BASE, WITH HEATED



# REPLACEMENT FOR

# BENZ

MIRROR ASSEMBLY ALSO AVAILABLE



## X164 GL-CLASS '11-'12

**TH-7264MEBF** (VM-7264NEBCT)

ELECTRIC, HEATED, W/POWER FOLDABLE, W/MEMORY,  
W/OUT COVER & LAMP, WITH ASPHERICAL GLASS BASE



## X164 GL-CLASS '11-'12

**TH-7264HS** (VM-7264CP)


MIRROR PRIMED COVER ONLY, W/OUT LAMP



## X164 GL-CLASS '11-'12

**TH-7264CS** (VM-7264CS)

MIRROR BODY PRIMED UNDER COVER, WITH LED FOOT LAMP



## X164 GL-CLASS '11-'12

**TH-7264M** (VM-7264W)

MIRROR LED LAMP ONLY



## X164 GL-CLASS '11-'12

**TH-7264AG** (VM-7264AG)

MIRROR ASPHERICAL GLASS BASE, W/OUT HEATED

**TH-7264AGH** (VM-7264AGH)

MIRROR ASPHERICAL GLASS BASE, WITH HEATED



### X204 GLK-CLASS '09-

**TH-7205ME** (VM-236ECT)

ELECTRIC, HEATED, W/MEMORY,  
W/OUT COVER & LAMP, WITH ASPHERICAL GLASS BASE

**TH-7205MEB** (VM-236EBCT)

ELECTRIC, HEATED, W/POWER FOLDABLE, W/MEMORY,  
W/OUT COVER & LAMP, WITH ASPHERICAL GLASS BASE



### X204 GLK-CLASS '09-

**TH-7205HS** (VM-236CP)

MIRROR PRIMED COVER ONLY, W/OUT LAMP



### X204 GLK-CLASS '09-

**TH-7205CS** (VM-236CS)

MIRROR BODY TEXTURED UNDER COVER ONLY, W/OUT FOOT LAMP



### X204 GLK-CLASS '09-

**TH-7205M** (VM-236W)

MIRROR LED LAMP ONLY



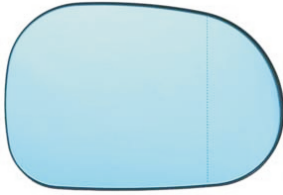
### X204 GLK-CLASS '09-

**TH-7205AG** (VM-236AG)

MIRROR ASPHERICAL GLASS BASE, W/OUT HEATED

**TH-7205AGH** (VM-236AGH)

MIRROR ASPHERICAL GLASS BASE, WITH HEATED



## W163 M-CLASS '97-'01

**TH-163AGB R/L** (VM-217BAGH)

MIRROR ASPHERICAL BLUE GLASS BASE, WITH HEATED



## W163 M-CLASS '97-'01

**TH-163AGH R/L** (VM-217AGH)

MIRROR ASPHERICAL CHROME GLASS BASE, WITH HEATED



## W163 M-CLASS '01-'05 facelift

**TH-163EH R/L** (VM-216EH)

ELECTRIC, HEATED, W/LAMP CABLE, #7-PIN  
W/OUT COVER, WITH ASPHERICAL GLASS BASE



## W163 M-CLASS '01-'05 facelift

**TH-163EB R/L** (VM-216EB)

ELECTRIC, HEATED, W/POWER FOLDABLE, W/LAMP CABLE, #9-PIN  
W/OUT COVER, WITH ASPHERICAL GLASS BASE



## W163 M-CLASS '01-'05 facelift

**TH-163EC R/L** (VM-216EHC)

ELECTRIC, HEATED, W/MEMORY, W/LAMP CABLE, #11-PIN  
W/OUT COVER, WITH ASPHERICAL GLASS BASE





**W163 M-CLASS '01-'05 facelift**

**TH-163EBC R/L** (VM-216EBC)

ELECTRIC, HEATED, W/POWER FOLDABLE, W/MEMORY, W/LAMP CABLE, W/OUT COVER, WITH ASPHERICAL GLASS BASE, #13-PIN



**W163 M-CLASS '01-'05 facelift**

**TH-163HS R/L** (VM-216HS)

MIRROR PRIMED COVER, W/LED LAMP (BLACK COVER)



**W163 M-CLASS '01-'05 facelift**

**TH-163BS R/L**

MIRROR BRACKET BASE (BLACK)



**W163 M-CLASS '01-'05 facelift**

**TH-163AGN R/L** (VM-216AGH)

MIRROR ASPHERICAL CHROME GLASS BASE, WITH HEATED



**W163 M-CLASS '01-'05 facelift**

**TH-163M R/L**

MIRROR LED LAMP ONLY



## W164 M-CLASS '05-'08

**TH-164HE R/L** (VM-233ET)

ELECTRIC, HEATED, W/LAMP CABLE, #9-PIN  
W/OUT COVER, WITH ASPHERICAL GLASS BASE

**TH-164EB R/L** (VM-233EBT)

ELECTRIC, HEATED, W/POWER FOLDABLE, W/LAMP CABLE, #11-PIN  
W/OUT COVER, WITH ASPHERICAL GLASS BASE



## W164 M-CLASS '05-'08

**TH-164EM R/L** (VM-233ECT)

ELECTRIC, HEATED, W/MEMORY, W/LAMP CABLE, #13-PIN  
W/OUT COVER, WITH ASPHERICAL GLASS BASE

**TH-164MEB R/L** (VM-233EBCT)

ELECTRIC, HEATED, W/POWER FOLDABLE, W/MEMORY, W/LAMP CABLE,  
W/OUT COVER, WITH ASPHERICAL GLASS BASE, #15-PIN



## W164 M-CLASS '05-'08

**TH-164HS R/L** (VM-233HS)

MIRROR PRIMED COVER, W/LED LAMP & BULB FOOT LAMP  
(BLACK COVER)



## W164 M-CLASS '05-'08

**TH-164AG R/L** (VM-233AG)

MIRROR ASPHERICAL GLASS BASE, W/OUT HEATED

**TH-164AGH R/L** (VM-233AGH)

MIRROR ASPHERICAL GLASS BASE, WITH HEATED



## W164 M-CLASS '05-'08 / W251 R-CLASS '05-'10

**TH-164M R/L** (VM-233NW)

MIRROR LED LAMP, W/BULB FOOT LAMP



**W164 M-CLASS '08-11 facelift / X164 GL-CLASS '07-'11**

**TH-7164HE** (VM-235ET)

ELECTRIC, HEATED, W/LAMP CABLE, #9-PIN  
W/OUT COVER, WITH ASPHERICAL GLASS BASE

**TH-7164EB** (VM-235EBT)

ELECTRIC, HEATED, W/POWER FOLDABLE, W/LAMP CABLE, #11-PIN  
W/OUT COVER, WITH ASPHERICAL GLASS BASE



**W164 M-CLASS '08-11 facelift / X164 GL-CLASS '07-'11**

**TH-7164ME** (VM-235ECT)

ELECTRIC, HEATED, W/MEMORY, W/LAMP CABLE, #13-PIN  
W/OUT COVER, WITH ASPHERICAL GLASS BASE

**TH-7164MEB** (VM-235EBCT)

ELECTRIC, HEATED, W/POWER FOLDABLE, W/MEMORY, W/LAMP CABLE,  
W/OUT COVER, WITH ASPHERICAL GLASS BASE, #15-PIN



**W164 M-CLASS '08-11 facelift / X164 GL-CLASS '07-'11**

**TH-7164HS** (VM-235HS)

MIRROR PRIMED COVER, W/LED LAMP & FOOT LAMP



**W164 M-CLASS '08-11 facelift / X164 GL-CLASS '07-'11**

**TH-7164HC** (VM-235HC)

MIRROR BODY FRONT COVER ONLY



**W164 M-CLASS '08-11 facelift / X164 GL-CLASS '07-'11**

**TH-7164AG** (VM-235AG)

MIRROR ASPHERICAL GLASS BASE, W/OUT HEATED

**TH-7164AGH** (VM-235AGH)

MIRROR ASPHERICAL GALSS BASE, WITH HEATED

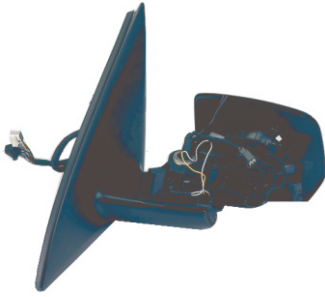


**W164 M-CLASS '08-11 facelift / X164 GL-CLASS '07-'11**

**TH-7164M** (VM-235W)

MIRROR LED LAMP ONLY

MIRROR ASSEMBLY ALSO AVAILABLE



**W166 M-CLASS '11- / X166 GL-CLASS '12-**

**TH-7166MEBF** (VM-7166NEBCT)

ELECTRIC, HEATED, W/POWER FOLDABLE, W/MEMORY,  
W/OUT COVER & LAMP, WITH ASPHERICAL GLASS BASE



**W166 M-CLASS '11- / X166 GL-CLASS '12-**

**TH-7166HS** (VM-7166CP)

MIRROR PRIMED COVER ONLY, W/OUT LAMP



**W166 M-CLASS '11- / X166 GL-CLASS '12-**

**TH-7166CS** (VM-7166CS)

MIRROR BODY TEXTURED UNDER COVER, **WITH LED FOOT LAMP**



**W166 M-CLASS '11- / X166 GL-CLASS '12-**

**TH-7166M** (VM-7166W)

MIRROR LED LAMP ONLY



**W166 M-CLASS '11- / X166 GL-CLASS '12-**

**TH-7166AG** (VM-7166AG)

MIRROR ASPHERICAL GLASS BASE, W/OUT HEATED

**TH-7166AGH** (VM-7166AGH)

MIRROR ASPHERICAL GLASS BASE, WITH HEATED



## W251 R-CLASS '05-'10

**TH-251HE R/L** (VM-232ET)  
ELECTRIC, HEATED, W/LAMP CABLE, #9-PIN  
W/OUT COVER, WITH ASPHERICAL GLASS BASE


**TH-251EB R/L** (VM-232EBT)  
ELECTRIC, HEATED, W/POWER FOLDABLE, W/LAMP CABLE, #11-PIN  
W/OUT COVER, WITH ASPHERICAL GLASS BASE



## W251 R-CLASS '05-'10

**TH-251EM R/L** (VM-232ECT)  
ELECTRIC, HEATED, W/MEMORY, W/LAMP CABLE, #13-PIN  
W/OUT COVER, WITH ASPHERICAL GLASS BASE

**TH-251MEB R/L** (VM-232EBCT)  
ELECTRIC, HEATED, W/POWER FOLDABLE, W/MEMORY, W/LAMP CABLE,  
W/OUT COVER, WITH ASPHERICAL GLASS BASE, #15-PIN




## W251 R-CLASS '05-'10

**TH-251BS R/L** (VM-232BS)  
MIRROR BRACKET BASE (BLACK)



## W251 R-CLASS '05-'10

**TH-251HS R/L** (VM-232HS)  
MIRROR PRIMED COVER, W/LED LAMP & BULB FOOT LAMP  
(BLACK COVER)



## W251 R-CLASS '05-'10

**TH-251AG R/L** (VM-232AG)  
MIRROR ASPHERICAL GLASS BASE, W/OUT HEATED


**TH-251AGH R/L** (VM-232AGH)  
MIRROR ASPHERICAL GLASS BASE, WITH HEATED



# REPLACEMENT FOR

# BENZ

MIRROR ASSEMBLY ALSO AVAILABLE



## W251 R-CLASS '11-

**TH-7251MEBF** (VM-7251NEBCT)

ELECTRIC, HEATED, W/POWER FOLDABLE, W/MEMORY,  
W/OUT COVER & LAMP, WITH ASPHERICAL GLASS BASE



## W251 R-CLASS '11-

**TH-7251HS** (VM-7251CP)

MIRROR PRIMED COVER ONLY, W/OUT LAMP



## W251 R-CLASS '11-

**TH-7251CS** (VM-7251CS)

MIRROR BODY PRIMED UNDER COVER, **WITH LED FOOT LAMP**



## W251 R-CLASS '11-

**TH-7251M** (VM-7251W)

MIRROR LED LAMP ONLY



## W251 R-CLASS '11-

**TH-7251AG** (VM-7251AG)

MIRROR ASPHERICAL GLASS BASE, W/OUT HEATED

**TH-7251AGH** (VM-7251AGH)

MIRROR ASPHERICAL GLASS BASE, WITH HEATED



## W638 VITO '96-'03

**TH-207 R/L** (VM-053)  
MANUAL TYPE, WITH CONVEX GLASS BASE



## W638 VITO '96-'03

**TH-207HE R/L** (VM-053EH)  
ELECTRIC, HEATED, WITH CONVEX GLASS BASE



## W638 VITO '96-'03

**TH-207G R/L** (VM-053G)  
MIRROR CONVEX GLASS BASE, W/OUT HEATED  
**TH-207GH R/L** (VM-053GH)  
MIRROR CONVEX GLASS BASE, WITH HEATED



## W639 VITO 09/'03- (LHD ONLY)

**TH-208 R/L** (VM-054A)  
MANUAL TYPE, WITH ASPHERICAL GLASS BASE

**TH-208HE R/L** (VM-054EHA)  
ELECTRIC, HEATED, WITH ASPHERICAL GLASS BASE



## W639 VITO 09/'03- (LHD ONLY)


**TH-208AGH R/L** (VM-054AGH)  
MIRROR ASPHERICAL GLASS BASE, WITH HEATED



## W639 VITO 09/'03- (LHD ONLY)

**TH-208HS R/L** (VM-054C)  
MIRROR GRAINED COVER ONLY (BLACK COVER)

**TH-208HSP R/L** (VM-054CP)  
MIRROR PRIMED COVER ONLY (BLACK COVER)



## SMART CITY-COUBE '98-'04

**TH-203 R/L** (VM-007)

CABLE TYPE, GRAINED COVER

**TH-203P R/L** (VM-007P)

CABLE TYPE, PRIMED COVER



## SMART CITY-COUBE '98-'04

**TH-203HE R/L** (VM-007EH)

ELECTRIC, HEATED, GRAINED COVER

**TH-203HEP R/L** (VM-007EHP)

ELECTRIC, HEATED, PRIMED COVER



## SMART FORTWO '07-

**TH-223 R/L** (VM-056)

CABLE TYPE, GRAINED COVER, WITH CONVEX GLASS BASE

**TH-223P R/L** (VM-056P)

CABLE TYPE, PRIMED COVER, WITH CONVEX GLASS BASE



## SMART FORTWO '07-

**TH-223HSB R/L** (VM-056C)

MIRROR GRAINED COVER ONLY (BLACK COVER)



## SMART FORTWO '07-

**TH-223HE R/L** (VM-056EH)

ELECTRIC, HEATED, GRAINED COVER, WITH CONVEX GLASS BASE

**TH-223HEP R/L** (VM-056EHP)

ELECTRIC, HEATED, PRIMED COVER, WITH CONVEX GLASS BASE

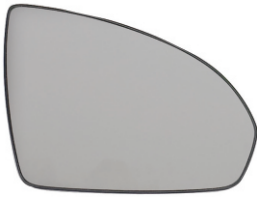


## SMART FORTWO '07-

**TH-223HSP R/L** (VM-056CP)

MIRROR PRIMED COVER ONLY (BLACK COVER)





## SMART FORTWO '07-

**TH-223G R/L** (VM-056G)  
MIRROR CONVEX GLASS BASE, W/OUT HEATED

**TH-223GH R/L** (VM-056GH)  
MIRROR CONVEX GLASS BASE, WITH HEATED



## BZ BUS OR TRUCK MIRROR O303

**TH-1602**  
MIRROR UNIVERSAL TYPE, SIZE: 360X180 m/m



## BZ BUS OR TRUCK MIRROR

**TH-1603**  
MIRROR UNIVERSAL TYPE 314 811 0130



## BZ BUS OR TRUCK MIRROR

**TH-1695**  
MIRROR UNIVERSAL TYPE, SIZE: 423X205 m/m



**TH-915**  
MIRROR ARM BRACKET



**TH-916**  
MIRROR ARM



**TH-917**  
MIRROR ARM